

Arm Support for Ergoslider Plus+

440-E815



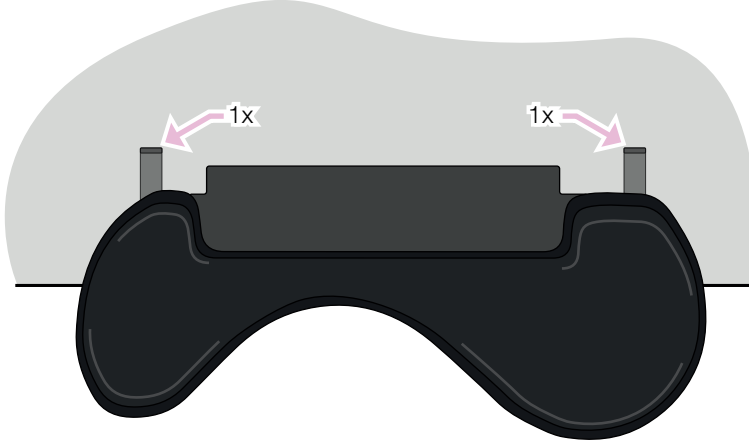
CONTENT:



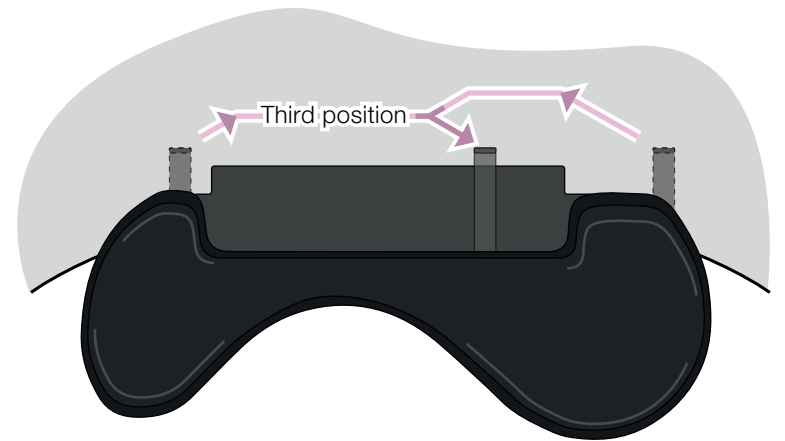
● ACCESSORY
440-E817 Desk Bracket



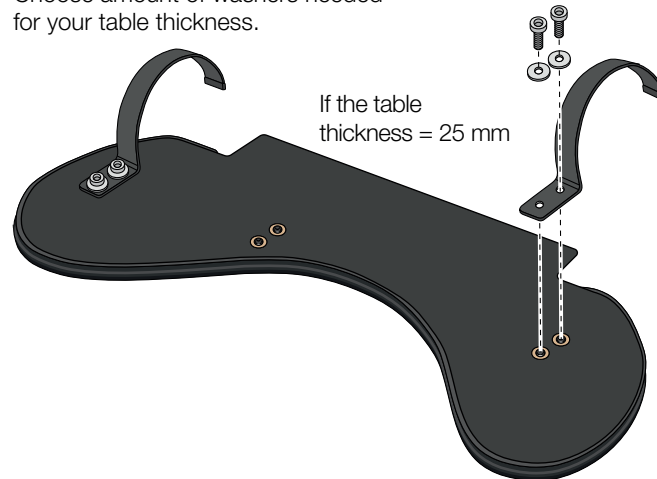
1.1 DECIDE ON THE TYPE OF BRACKET CONFIGURATION
For square tables, go ahead and assemble both brackets as seen below - one bracket at each end positions.



1.3 DECIDE ON THE TYPE OF BRACKET CONFIGURATION
For rounded tables, re-consider switching position of one or both brackets to the third position seen below.



2.1 VERIFY TABLE THICKNESS
Choose amount of washers needed for your table thickness.



2.2
Add washer(s)
If the table thickness < 25 mm

2.3
Add washer(s)
If the table thickness > 25 mm