
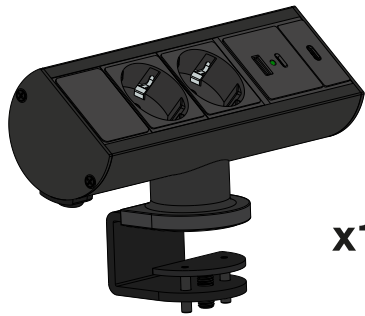



Axessline Desk ■ 935-D2PC



CONTENT:



x1

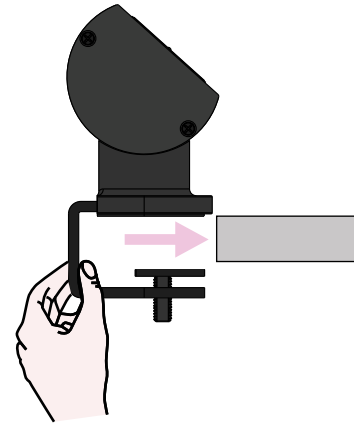


x1

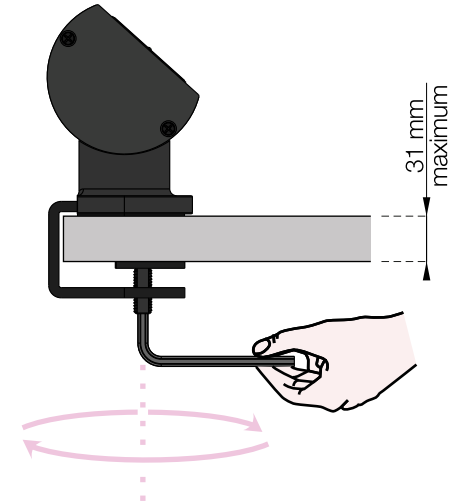
- 1** LOOSEN CLAMP
Use 4 mm Allen key to loosen the hexagon cup point screw. Turn counter-clockwise to loosen.



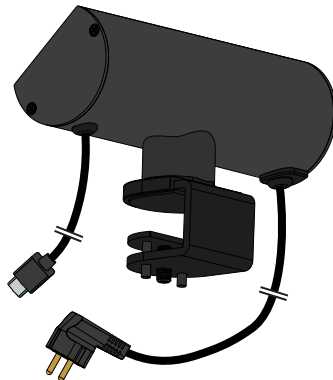
- 2** POSITION TO EDGE OF TABLE
Position the clamp so that the edge of the table top touches the edge of the clamp.



- 3** FASTEN CLAMP
Use 4 mm Allen key to tighten the hexagon cup point screw. Turn clockwise to tighten and ascertain that the product does not move if pushed or pulled.



- 1 **USB-A & 1 USB-C Charger ports (5V, 3.1A)**
- 1 **USB-C Female port to USB-C Male plug 1000 mm**
- 2 **Power sockets (Type F)**
- 1 **Type F plug 1500 mm**



- 4** PLUG IT IN
Plug the power plug to the intended power socket, the USB-C cable to the intended device and start using.

