

ClearOne[®]

COLLABORATE[®] Live 1000

Quick-Start Guide



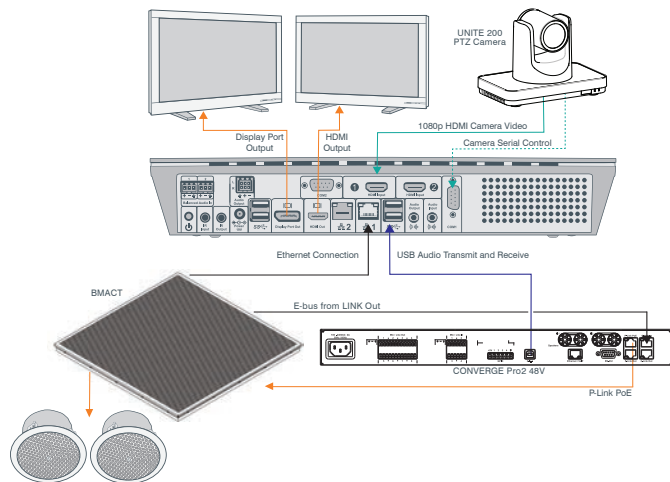
COLLABORATE LIVE 1000

COMPONENTS INCLUDED

COLLABORATE Live 1000	
	COLLABORATE Live codec with power supply, COLLABORATE Remote control with dongle, and HDMI cable.
	910-2100-003 UNITE 200 PTZ camera, power supply, HDMI cable and RS232 Serial Control cable. <i>Note: The remote control inside the camera box is only for any advanced configuration in the camera, if required.</i> <i>For the camera's control, use the COLLABORATE Codec Appliance's remote control.</i>
	CONVERGE Pro 2 48V Mixer, BMA CT Ceiling Tile Beamforming Mic Array, cables and power supplies.

MAKING THE CONNECTIONS

Connect the Ceiling Tile Beamforming Mic Array to the CONVERGE Pro 2 48V. Then, connect the CONVERGE Pro 2 48V, UNITE 200 camera, Ethernet, and monitor(s) to the COLLABORATE Live codec as shown.



COLLABORATE LIVE 1000

CONNECTING THE REMOTE CONTROL DONGLE

The Remote Control includes a dongle that plugs into the FRONT USB port on the codec.



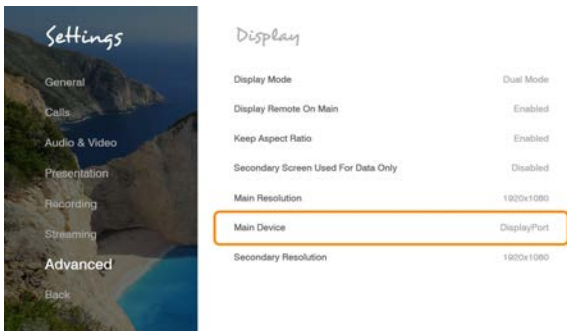
CONFIGURING DISPLAY SETTINGS

After all peripherals are connected to the unit, turn the unit on.

Once COLLABORATE Live is loaded – you will see your local camera video on your screen.

Using the remote control, navigate to the display settings:

Settings > Advanced > Display



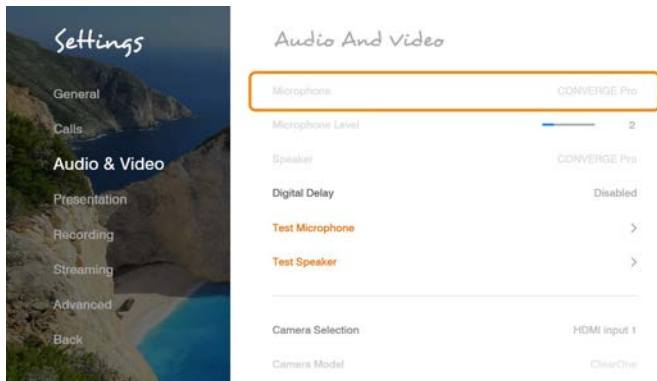
According to your monitor capabilities, set to the maximum supported resolution. If 2 monitors are connected to the unit, the display mode is automatically changed to dual mode and you can set both monitors' resolutions.

COLLABORATE LIVE 1000

CONFIGURING AUDIO SETTINGS

The COLLABORATE Live audio input and output is Converge Pro.

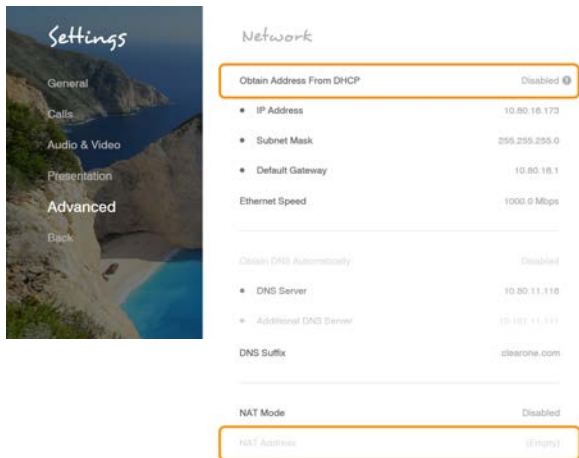
Verify this in COLLABORATE **Settings > Audio & Video**



CONFIGURING NETWORK SETTINGS

Using your remote control, navigate into the network settings:

Settings > Advanced > Network



The COLLABORATE Live obtains its IP automatically by default from the DHCP server.

Set “Obtain Address From DHCP” to “Disabled” to manually configure network settings.

COLLABORATE LIVE 1000

CLEARONE CONTACTS

Headquarters

5225 Wiley Post Way
Suite 500
Salt Lake City, UT 84116

US & Canada

Tel: 801.975.7200
TollFree: 800.945.7730
Fax: 801.303.5711

International

Tel: +1.801.975.7200
e-mail: global@clearone.com

Sales

Tel: 801.975.7200
e-mail: sales@clearone.com

TechSupport

Tel: 801.974.3760
e-mail: collaborate.support@clearone.com

Website

www.clearone.com

© 2019 ClearOne, Inc. All rights reserved.

Information in this document is subject to change without notice. QSG-0079-001 Revision 1.0 February 2019