

DVI Equalizer

Operation Manual



CP-269D

Using a copper-based DVI cable to extend a DVI display for a long distance will cause signal degradation.

Our CP-269D provides 8 dB input equalization to compensate for long DVI cable loss, it will eliminate digital noise (sparkles) to ensure you to receive perfect HD resolutions up to UXGA or 1080p .

This package includes

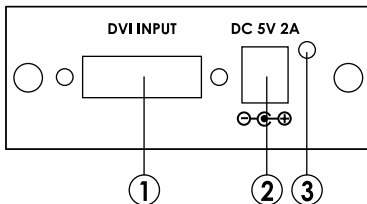
- The DVI equalizer box.
- 5V DC power adaptor.
- User manual.

Features

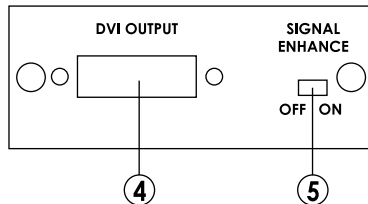
- * Provides 8 dB input equalization to compensate for long DVI cable loss.
- * Extend cable reach to 40 meters- 20 meters from the source to the equalizer plus 20 meters from the equalizer to the projector, TV/monitor.
- * Maintains high DVI single link video resolution up to UXGA/1080p.
- * HDCP compliant.
- * Plug and play, easy to install.
- * Can be powered directly from the cable.
However it is recommended to use external power adaptor for long cable application.

Operation Controls and Functions

Front Panel



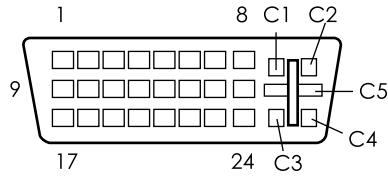
Rear Panel



- 1. DVI Input:** Connects to the DVI output connector of your source equipment.
- 2. DC power plug.**
- 3. Power LED.**
- 4. DVI output:** Connects to the DVI input connector of your display unit.
- 5. Signal Enhance:** After long distance transmission you can press this button to enhance the signal.

DVI-I Pin Configuration

DVI-Integrated(DVI-I): Supports both analog and digital connections to the display. This 29-pin connector can carry single or dual-link all-digital video/data signals on 24 pins and uses 5 pins to carry analog video/data signals and ground.



Combined Analog and Digital Connector Pin Assignments					
Pin	Signal Assignment	Pin	Signal Assignment	Pin	Signal Assignment
1	T.M.D.S Data2-	9	T.M.D.S Data1-	17	T.M.D.S Data0-
2	T.M.D.S. Data2+	10	T.M.D.S. Data1+	18	T.M.D.S. Data0+
3	T.M.D.S. Data2/4 Shield	11	T.M.D.S. Data1/3 Shield	19	T.M.D.S. Data0/5 Shield
4	T.M.D.S. Data4-	12	T.M.D.S. Data3-	20	T.M.D.S. Data5-
5	T.M.D.S. Data4+	13	T.M.D.S. Data3+	21	T.M.D.S. Data5+
6	DDC Clock	14	+5V Power	22	T.M.D.S. Clock Shield
7	DDC Data	15	Ground (Return for +5V, Hsync, and Vsync)	23	T.M.D.S. Clock+
8	Analog Vertical Sync	16	Hot Plug Detect	24	T.M.D.S. Clock-
C1	N.C.	C2	N.C.	C3	N.C.
C4	N.C.	C5	N.C.		

Specifications

- * Compliant with DVI 1.0
- * HDCP is compliant with HDCP 1.1 downward compatible HDCP 1.0
- * HDCP pass through.
- * Operation frequency: Up to 165 MHz.
- * DVI data rate: 1.65Gbps (single link)
- * Input/Output resolutions:
 - PC: VGA, SVGA, XGA, SXGA, UXGA up to 165 MHz.
 - HD: 480i/576i, 480p/576p, 720p, 1080i, 1080p
- * Power: 5V 2A Center-positive

Note: Connect the long DVI cable from the source to the input of CP-269D and place the box next to your display.

Installation

