

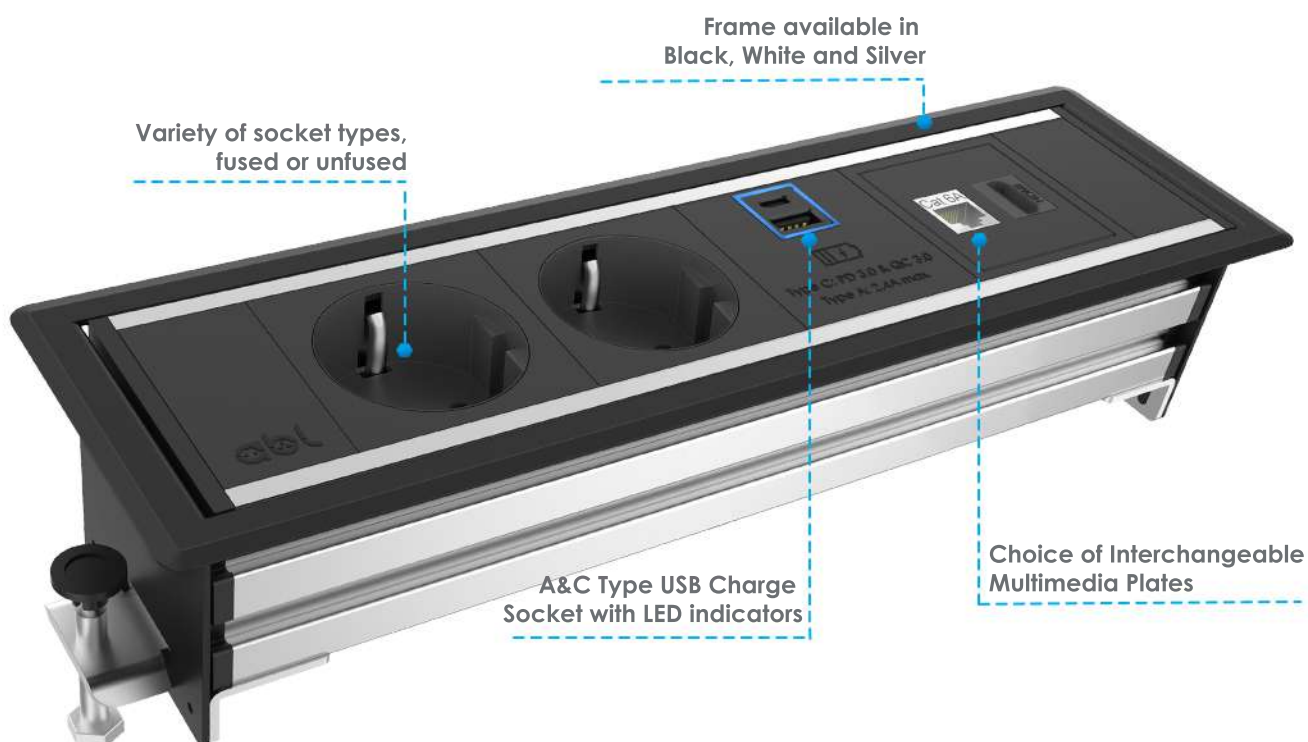


PRODUCT CARD

IN DESK POWER MODULE

LEVEL

Level is an in desk solution, designed to fit the working surface of any desk. The seamless frame with rounded edges is elegant and stylish and protects the sockets from surrounding spillages. It is available in three sizes and different colours, which makes it suitable for a variety of office and conference desks.



FEATURES

- The unit complies with IEC 60884-1:2002 + A1:2006 + A2:2013
- Elegant frame is available in Black, White, Silver and Stainless Steel
- Modular parts are available in Black and White, both with Silver profile
- Available in three sizes:
 - MIN: 247 x 84 mm, up to three socket spaces;
 - MID: 299 x 84 mm, up to four socket spaces;
 - MAX: 354 x 84 mm, up to five socket spaces;
 - MEGA: 406 x 84 mm, up to six socket spaces;
- Designed to fit desk thickness between 15 and 40mm
- All standard options come with 0.5m drop lead to 3 Pole Connector



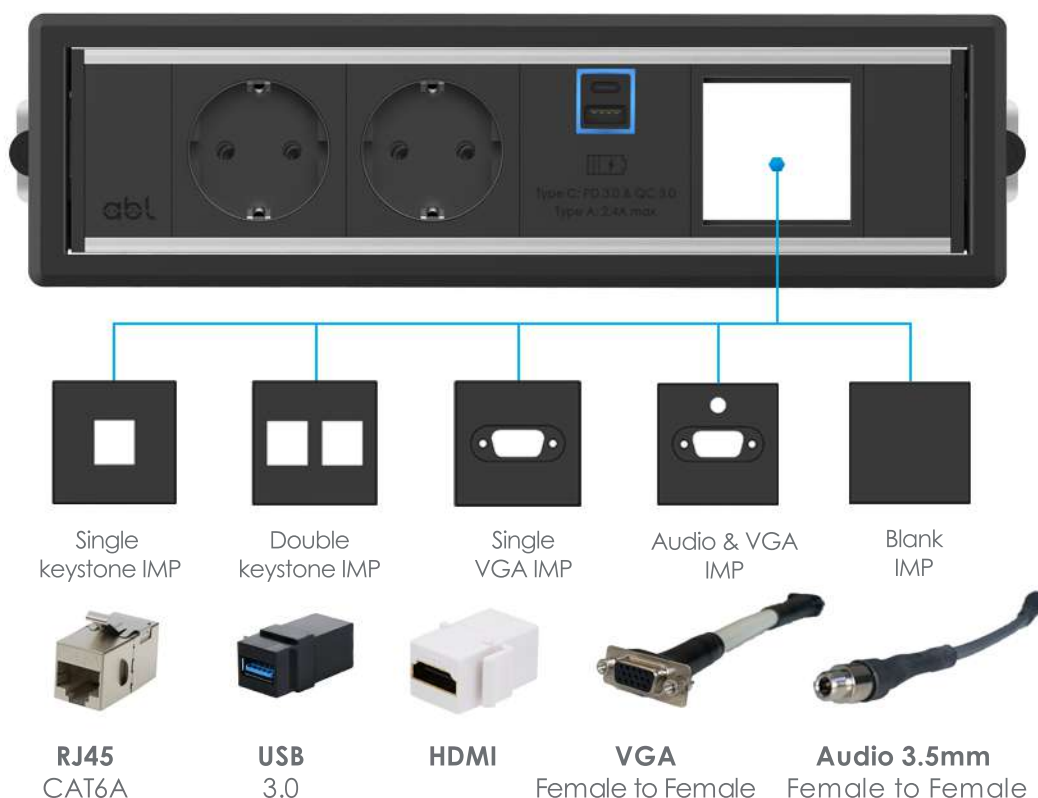
IN DESK POWER MODULE LEVEL

AVAILABLE SOCKET TYPES AND MEDIA CONNECTIONS



INTERCHANGEABLE MULTIMEDIA PLATES

ABL's new and flexible IMP (Interchangeable Multimedia Plate) system allows the end user to choose between various multimedia connections and independently change the configuration within their chosen power module, with ease and according to their preferences.





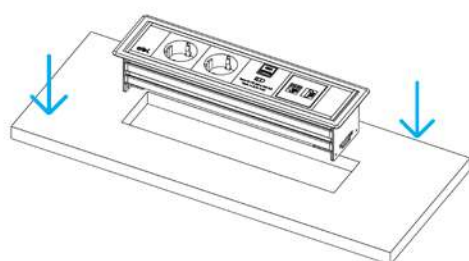
IN DESK POWER MODULE LEVEL

INSTALLATION INSTRUCTIONS

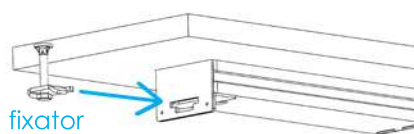
MIN: Cut Out: 229 x 67 mm

MID: Cut Out: 281 x 67 mm

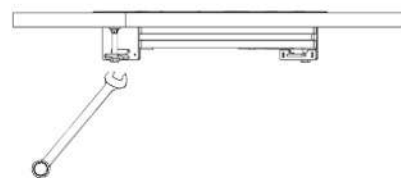
MAX: Cut Out: 335 x 67 mm



1. Place the module into the table cut-out.



2. Place the fixator onto the opening of the frame.



3. Tighten the module using 10 in spanner.

DIMENSIONS

*NOTE - The module length depends on the required configuration

