



Instruction Manual

**1T-DA8CVB and 1T-DA8CVR
Composite Video Distribution Amplifiers**

Composite Video Distribution Amplifier

Table of Contents

1.0	Introduction	2
2.0	Specifications	3
3.0	Package Contents	3
4.0	Connecting the Hardware	4
5.0	Operating The Unit	5
6.0	Troubleshooting	5
7.0	Limited Warranty	5
8.0	Regulatory Compliance	6
9.0	Contact Information	7

1.0 INTRODUCTION

Thanks for purchasing this Distribution Amplifier from TV One. These Distribution Amplifiers are designed to provide a quickly implemented solution for distributing Composite BNC, RCA and mini-din YC (S-Video) signals to multiple devices. TV One offers a full line of high quality Seamless Switchers, Video Scalers, Up/Down/Cross Converters, Analog-Digital Converters (SD/HD-SDI, HDMI, DVI), Format Converters, Standards Converters, TBC/Frame Synchronizers, Matrix Routing Switchers, Signal Distribution Amplifiers and Cat.5 Transmission Systems.

1.1 Liability Statement

Every effort has been made to ensure that this product is free of errors. TV One cannot be held liable for the use of this hardware or any direct or indirect consequential damages arising from its use. It is the responsibility of the user of the hardware to check that it is suitable for his/her requirements and that it is installed correctly. All rights reserved. No parts of this manual may be reproduced or transmitted by any form or means electronic or mechanical, including photocopying, recording or by any information storage or retrieval system without the written consent of the publisher.

TV One reserves the right to revise any of its hardware and software following its policy to modify and/or improve its products where necessary or desirable. This statement does not affect the legal rights of the user in any way.

All third party trademarks and copyrights are recognized. TV One, TV One-task and CORIO logos are the registered Trademarks of TV One. All other trademarks are the property of their respective holders.

1.2 Features

These Distribution Amplifiers have many features that enable them to perform in a superior manner. Among those features you will find:

- Ultra Compact Form Factor
- High Performance Signal Distribution
- Plug and Play—No boot-up required
- Multiple Models to support standard video connectors
- Locking Power Connector
- 100 Mhz Bandwidth

2.0 SPECIFICATIONS

Distribution Amplifiers	
1T-DA8CVB	1x8 Composite Video on BNC
1T-DA8CVR	1x8 Composite Video on RCA
1T-DA8SV	1x8 YC (s-Video) on 4-Pin Mini-DIN
Performance	
Bandwidth	250MHz,+/-3db
Impedance	75 Ω
Distortion	<0.5db
Differential Gain	<0.1%
Differential Phase	<0.1°
Isolation	>65db
Signal/Noise Ratio	>65db
Signal Gain	Unity
Television Standards	PAL-NTSC
Mechanical	
Size (H-W-D)	25x175x100mm (1"x7"x4")
1T-DA8CVB Weight (Net)	510 g (1.13 lbs)
1T-DA8CVR Weight (Net)	400 g (0.88 lbs)
1T-DA8SV Weight (Net)	400 g (0.88 lbs)
Warranty	
Limited Warranty	3 Years Parts and Labor
Environmental	
Operating Temperature	0° to +70°C (+32° to 158° C)
Operating Humidity	10% to 90%, Non-condensing
Storage Temperature	-25° C to +95 ° C (-13° to +203° F)
Storage Humidity	10% to 90%, Non-condensing
Power Requirement	
External Power Supply	12VDC@500mA - Locking DC
Regulatory Approvals	
Amplifier Units	FCC, CE, RoHS
Power Supplies	UL, CUL, CE, PSE, GS, RoHS
Accessories Included	
1x Power Adapter	US, UK or Euro
1x Operations Manual	

3.0 CHECKING PACKAGE CONTENTS

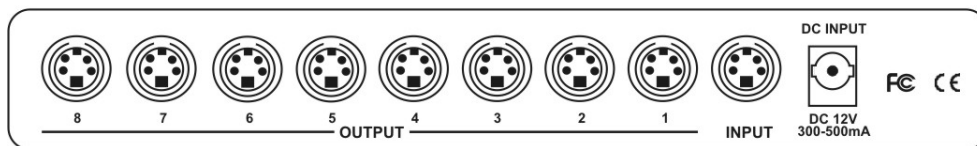
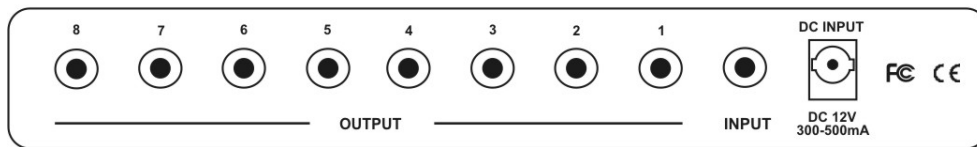
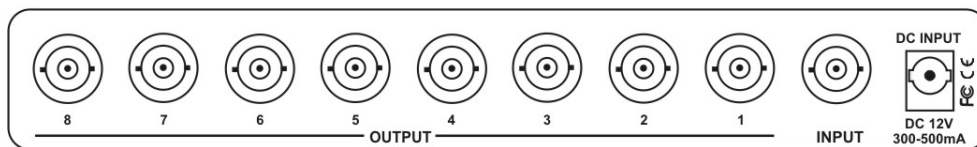

Before attempting to use this unit, please check the packaging and make certain the following items are contained in the shipping carton:

- 1x Distribution Amplifier
- 1x Power Adaptor
- 1x Operation Manual

Note: Please retain the original packing material should the need ever arise to return the unit. If you find any items are missing, contact your reseller or TV One immediately. Have the Model Number, Serial Number and Invoice available for reference when you call.

4.0 CONNECTING THE HARDWARE

Please study the panel drawings below and become familiar with the signal input, outputs, power requirements plus any controls present. Note that the three Video Models are the same product except for the Input/Output connector type. Connect the AC power Adapter to the AC socket and then connect the small tubular plug to the unit, twisting it gently to lock it in place. Connect the appropriate input cable/output cables and turn the power switch on.



5.0 OPERATING THE UNIT

After you have connected the AC Adapter and connected the appropriate Input/Output cables, turn on the power switch. The unit should immediately provide high quality signals at each of its outputs.

6.0 TROUBLESHOOTING

If your product does not function, check that you have AC available at the AC socket. Next make certain that the power plug is securely connected to the unit. (It should be pushed in and gently turned to lock it in position).

If the unit powers up but does not provide outputs, check the input and output cables and their connectors for integrity and damage. Try a different cable if an individual output is not present and try a different input cable if there is no output on any connector.

Keep in mind that you must use a high quality cable if you want to experience the full bandwidth capability of this product.

After trying the above suggestions should the problem still persist, contact your dealer for additional suggestions before contacting TV One. Should the dealer's technical personnel be unable to assist you, contact TV One via our support website: <http://tvone.crmdesk.com>. Create a technical support request on the site and our support team will respond within a short period of time.

7.0 LIMITED WARRANTY

TV One warrants the original purchaser that the equipment it manufactures or sells will be free from defects in materials and workmanship for a fixed term from the date of purchase. The warranty term for specific product lines is defined below.

1. TV One branded products based on TV One's CORIO technology are warranted for a period of five years from the date of purchase. This includes products with the model number prefix of C2, 1T-C2, CX, A2 or S2.
2. TV One-task branded products, other than those based on TV One's CORIO technology mentioned above, are warranted for a period of three years from the date of purchase. This includes products with the model number prefix of 1T, with the exception of 1T-C2.
3. LCD Monitors are warranted for a period of three years from the date of purchase, with the exception of the LCD panels integrated into the monitors that are supplied by third parties. LCD panels are limited to the term and

conditions of the warranty offered by the respective LCD panel manufacturer. Such specific LCD panel warranties are available upon request to TV One.

Should a product, in TV One's opinion, prove defective within this warranty period, TV One, at its option, will repair or replace this product without charge. Any defective parts replaced become the property of TV One. This warranty does not apply to those products which have been damaged due to accident, unauthorized alterations, improper repair, modifications, inadequate maintenance and care, or use in any manner for which the product was not originally intended.

If repairs are necessary under this warranty policy, the original purchaser must obtain a Return Authorization Number from TV One and return the product to a location designated by TV One, freight prepaid. After repairs are complete, the product will be returned, freight prepaid.

LIMITATIONS - All products sold are "as is" and the above Limited Warranty is in lieu of all other warranties for this product, expressed or implied, and is strictly limited to two years from the date of purchase. TV One assumes no liability to distributors, resellers or end-users or any third parties for any loss of use, revenue or profit.

TV One makes no other representation of warranty as to fitness for the purpose or merchantability or otherwise in respect of any of the products sold. The liability of TV One with respect to any defective products will be limited to the repair or replacement of such products. In no event shall TV One be responsible or liable for any damage arising from the use of such defective products whether such damages be direct, indirect, consequential or otherwise, and whether such damages are incurred by the reseller, end-user or any third party.

8.0 REGULATORY COMPLIANCE

The 1T-DA8 Series Composite Video Distribution Amplifier has been tested for compliance with appropriate FCC and CE rules and regulations. The Power Adaptor/Supplies have been tested for compliance with appropriate UL, CUL, CE, PSE, GS Rules, Regulations and/or Guidelines. These Products and Power Adapters are RoHS Compliant.

9.0 CONTACT INFORMATION

Should you have questions or require assistance with this product in areas not covered by this manual, please contact TV One at the appropriate location.

TV One USA

2791 Circleport Drive
Erlanger, KY 41018
USA
Tel 859-282-7303
Fax 859-282-8225
sales@tvone.com
www.tvone.com

TV One Latin America

6991 NW 82 Avenue #8
Miami, FL 33166
USA
Tel 305-396-6275
Fax 305-418-9306
sales.latinoamerica@tvone.com
www.tvonela.com

TV One Asia

11F, NO.28, Sec. 2
San-Min Rd, Panchiao City
Taipei Hsien 220
Taiwan R.O.C.
Tel +886 2 8951-0674
Fax +886 2 8951-0675
sales.asia@tvone.com
www.tvoneasia.com

TV One Europe

Continental Approach
Westwood Industrial Estate
Margate, Kent CT9 4JG, UK
Tel +44 (0)1843 873311
Fax +44 (0)1843 873312
sales.europe@tvone.com
www.tvone.eu

TV One Mercosur

Honduras 5849, 2nd Floor, Office C
(C1414BNI) Capital Federal
Buenos Aires, Argentina
Tel +54 11 4771-5570
Fax +54 11 4771-5570
sales.latinoamerica@tvone.com
www.tvonela.com

TV One China

Room 1007, Golden Peach Building
No. 1900 Shangcheng Road
Pudong, Shanghai
China 200120
Tel +86 21 5830-2960
Fax +86 21 5851-7949
sales.china@tvone.com
www.tvonechina.com

End of Manual