

Construction

Fixture housing is made of formed, cold-rolled sheet steel. Dome-shaped interior fixture housing. Perforated filler panels are optional

Fixture Body Finish

Low-gloss, Easy-White finish (Tiger Drylac 449/11707 smooth flat) is standard, with custom colors available.

Fixture Carriage and Reflector

Two sizes of lamp carriage are available, housing one or two 55-watt lamps. Reflectors are made of formed aluminum sheet-metal construction, featuring 97% reflectance. Direct/indirect task lights are available to provide for soft, glare-free room illumination. Wall Washer housing (one-lamp) provided with reflective white finish.

Ballast

Ballasts are available in switched or in a variety of dimmable configurations. All ballasts are high-frequency electronic, with a Power Factor > .97, THD, 10% and a Class A sound rating. Ballasts are in the fixture housing. Power and control inputs are from the side.

Lamps

This brightline fixture uses 55-watt compact fluorescent lamps, available in a variety of color temperatures and CRI ratings (see the Fixture Accessories and lamps datasheet for details). Studioline and Cinema Series lamps are optimized specifically for video camera applications.

Articulation

Rotate: Fixture carriage mounted on a sliding bracket allows for greater range of angular movement (+/- 50 degrees) on a single axis.

Drop-Pan-Tilt: Provides three axes of movement. DPT fixture carriages move up and down from the ceiling, pans 360 degrees, and rotate angularly (+/- 70 degrees).

Motorized: Fixtures with motorized articulation are available in configurations featuring two-lamp, one-lamp or dual one-lamp carriages, offering individual carriage angular movement (+/- 50 degrees) on a single axis.

Accessories

A variety of control screens are available to shape the light-beam pattern (see the Fixture Accessory and Lamps data sheet for details). White finish screens are standard, with black finish as an option. All screens come with glare reduction gel for optimized comfort. Prismatic lenses are available for one and two-lamp carriages.

Fixture Dimensions and Weight

Inch Panel: 23.75- x 23.75- x 7.07-in
(603.25- x 603.25- x 179.62-mm)

Metric Panel: 595- x 595- x 179.62-mm
(23.43- x 23.43- x 7.072-in)

Fixture Weight: 23-lb (10-kg)

Electrical Certifications

UL, cUL, CE* and C-Tick

Shipping Information
Length: 24.25-in (628.65-mm)
Width: 24.25-in (628.65-mm)
Height: 7.75-in (196.85-mm)
Weight: 25-lb (15.9-kg)



Fixture shown with 2-Lamp Rotate carriage.

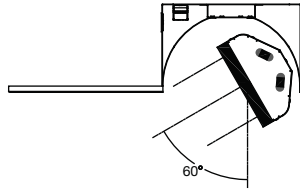
US Patent No. 6,517,216. Other US and foreign patents pending.

*Note: 2-Lamp rotate fixtures in DALI or Non-Dim are CE certified.

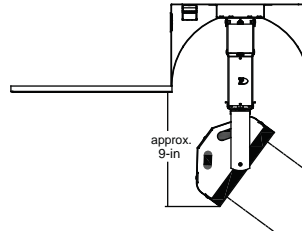
580 Mayer Street - Building # 7 - Bridgeville, PA 15017 USA

Phone: 1.412.206.0106 - Fax: 1.412.206.0146

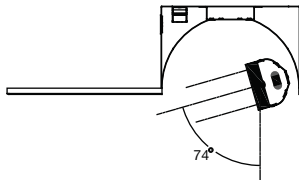
Sample Fixture Configurations



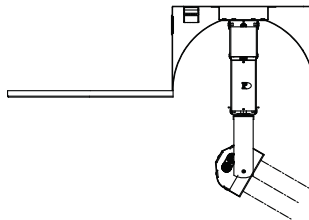
Two-Lamp Rotate with maximum right slide;
includes contrast feature



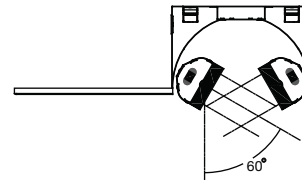
Two-Lamp Drop-Pan-Tilt
(shown in dropped position and tilted)



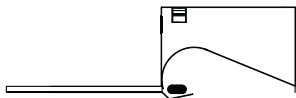
One-Lamp Rotate with maximum right slide;
includes contrast feature



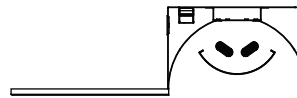
One-Lamp Drop-Pan-Tilt
(shown in dropped position and tilted)



One-One-Lamp Rotate with maximum left
and right slide; includes contrast feature



Wall Washer showing lamp and indirect reflector



Task Light showing lamps and perforated
diffusion screen

T	Lamps Carriage	Ballast Type	Voltage
T-Series	01 = One 1-Lamp Carriage	A = 0 - 10V	1 = 120V
	11 = Two 1-Lamp Carriage	E = Ecosystem	2 = 230V
	02 = One 2-Lamp Carriage	P = Phase	7 = 277V
	00 = No Lamp Carriage	N = Non-Dim X = Digital	

Articulation
R = Rotate & Contrast
D = Drop-Pan-Tilt
M = Motorized Rotate
OR
T = Task
W = Wall Wash

Panel Size	Panel Style	Mounting Style
I = Inch	S = Solid	MM = Mini-Mount
M = Metric	P = Perforated	CM = Center-Mount
		OM = Offset-Mount
		45 = 45-Degree-Mount

Note: Dual 1-1 lamp carriage cannot be Drop-Pan-Tilts.
 Note: Phase Dim Ballasts are not available in 230V.
 Note: Custom Finish is available. Add a "-CF" to the end of the part number.
 Note: Fixtures require Control Screens and Lamps; see Fixture Accessories and Lamps datasheet for options.

580 Mayer Street - Building # 7 - Bridgeville, PA 15017 USA

Phone: 1.412.206.0106 - Fax: 1.412.206.0146